









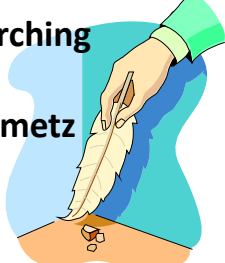
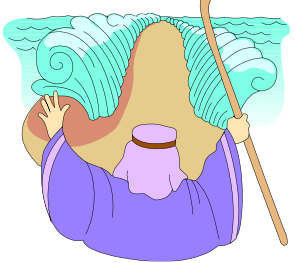

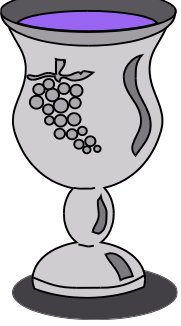




פסח

ב נ ג ו

<p>Matzah מַצָּה</p> 	<p>אַרְבַּע כּוֹסוֹת 4 Cups of Wine</p> 	<p>עֶשְׂרֵי מַכּוֹת 10 Plagues</p> 	<p>מֹשֶׁה וּפַרְעֹה Moses and Pharaoh</p> 
<p>Chametz חֵמֵץ</p> 	<p>קְעָרָה Seder Plate</p> 	<p>מֹשֶׁה בַּתֵּבָה Moses in the Basket</p> 	<p>מָה נִשְׁתַּנָּה Ma Nishtana</p> 
<p>Karpas כַּרְפָּס</p> 	<p>הַגָּדָה Haggadah</p> 	<p>בְּדִיקַת חֵמֵץ Searching for Chametz</p> 	<p>מֹשֶׁה Moses</p> 
<p>אַפִּיקוֹמָן Afikoman</p> 	<p>כּוֹס שֶׁל אֱלִיָּהוּ Elijah's Cup</p> 	<p>עֶבֶד Slave</p> 	<p>סֵדֵר Seder</p> 


פסח

ו

ג

נ

ב



DIY *Pesach* Bingo

Objective: to review Passover vocabulary and symbols.

Materials: Blank bingo board, picture cards, scissors, glue, bingo markers (squares of paper, candy, etc.)

Construction:

1. Make copies of the blank bingo board - 1 copy for each person playing
2. Make copies of the picture page - 1 copy for each person playing
3. For each picture page, cut apart each of the 16 pictures. Randomly glue 1 picture onto 1 space of the blank bingo board, filling each of the 16 blank spaces.
4. Print 1 extra picture page to use as calling cards. (Optional: print an extra blank bingo board to put the call cards on)
5. Once all the bingo boards have the 16 pictures, glued onto the blank board, the game is ready to play.

Directions for playing:

To get a bingo and win the game, the players need to complete a full row going across, down, diagonal or all 4 corners.

1. One player is the picture caller. Place the extra bingo picture cards face down in front of the caller.
2. Distribute 1 game board to each player.
3. The caller picks one picture card and announces the picture on the card.
4. Players place a bingo marker on that picture.
5. Play continues until one person calls bingo.

Variation:

Caller picks a picture and bingo letter. The caller places that picture on the blank bingo board under the matching letter. The players mark their bingo card if they have that picture under the matching bingo letter. Play continues until one person calls bingo.